

The Winning Force

DURMA

AD-EB SERIES

Electrical Press Brake



- Perfect Precision
- High Capacity
- Low Energy Consumption
- Elegant Design



DURMA The Winning Force





As a total supplier for sheet metal manufacturing with almost 60 years of experience, Durma understands and recognizes the challenges, requirements and expectations of the industry. We strive to satisfy the ever higher demands of our customers by continuously improving our products and processes while researching and implementing the latest technologies.

In our three production plants with a total of 150.000 m², we dedicate 1,000 employees to delivering high quality manufacturing solutions at the best performance-to-price ratio in the market.

From the innovations developed at our Research & Development Center to the technical support given by our worldwide distributors, we all have one common mission: to be your preferred partner.

Present Durmazlar machines with **DURMA** name to the world.



1

High technology,
modern production
lines



2

Top quality
components



3

High quality
machines designed
in R&D Centre

AD-EB Series Electric Press Brake

Environment Friendly

DURMA AD-ES CNC PRESS BRAKE serial can provide the production starting from 2500 mm table width to 3050 mm table width. It is also possible to apply different sizes in line with customer demands. The machine body is bolted and processed with precision tables.

The reducer drive system, high torque-resistant bearings provide high precision bending results.



Environment Friendly Low Cost High Gain

Excellent bending results

Minimum tool change and adjustment time

Maximum speed and safety



Advantages

- High-energy saving
- Decreased operating costs
- Reduced cooling effort
- Operational reliability
- High availability
- Lower investment System
- Future-oriented technology
- Remarkable noise reduction
- Fewer requirement for measures
- Ease of integration of check functions
- Decreased maintenance costs
- Compliance with EU standards

High Increase in Production Efficiency

Our AD-EB series solutions provide high energy savings to our business with speed, efficiency, quality, and low power consumption.

Energy saving

Same consistency in each cycle

Economic

Repeatability at high speed



Strong Back Gauge System

Precise

Reliable

Strong

- Fast and high accuracy Safe movement
- Long-life linear motion elements
- No maintenance required
- Simple to use, easy to maintain

Why DURMA Back Gauge?

The most important factor that affects bending quality is the stability and the design of the back gauge. Perfect bending, perfect product is possible through a stable and precise back gauge.

The high-speed back gauge system moving with ballscrew is also supported with linear guides. Thus, long life, precision, and strength against collisions are provided.

The back gauge finger is designed to achieve all types of bendings in maximum stability.



X 650 X R (AL) BACK GAUGE



X 650 X R Z1 Z2 (AL) BACK GAUGE

- AD-EB back gauge systems are long-lasting, precise, and resistant to impacts.
- The high-speed back gauge system moving with ballscrew is also supported with linear guides.

Tool Holders and Tools

The bending performance of the machine is increased by using a High-Quality European type clamping system and ease of use is provided. The lower body is designed as narrow for Z-type bending and designed in accordance with the European type tool holding system.


DURMA is your solution partner with various tool options.



European Type Standard Clamping System



European Type Tool and Holder (4V Bottom Tool)



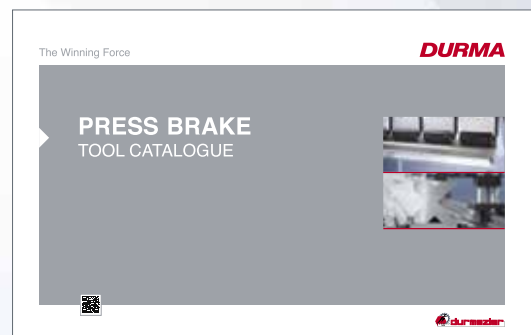
Quick Clamping System



Wila Bottom Tool Holder



Wila Top Tool Holder



Safe and Precise Bends with Top Quality Equipment

CE Safety Systems


Our machines are designed in accordance with European CE standards and directives in order to ensure your safety with hydraulic, electric, appropriate height covers and laser light curtains. CE safety in tandem machines is provided with light barriers.



CE Laser Safety System

Aluminum Sheet Supporting System

The strong front arm can be moved to the right and left and fixed at the desired position with a linear slide and roller system. With aluminum miter and bar support, the sheet material can be easily moved to the machine.



Front Sheet Support System with Linear Guide and Aluminum Miter



Bending is Easier Now

On the control unit's powerful simulation screen, the bending position can be monitored instantaneously and the bending parameters can interfere. The blanking of the parts to be bent in CNC, back gauge positions, bending order, the compatibility of the bending parts with the stroke, and the tools required for bending angles are automatically performed by the control unit on condition that the material information is defined.

There is also the possibility to monitor the bends in three dimensions according to the type of the control unit and whether there is any collision during the bending or not.

SKY 22



- Automatic bending sequencing
- Excellent control of the electrical servo systems
- Easy bending function
- 17" High resolution colors
- 2D/3D Color graphical display and multi-simulation Windows 10 operating system
- D-Bend offline software Tandem compatible
- USB port, backup 21.5" TFT color touchscreen
- Network interface
- X1 - X2 - R1 - R2 - Z1 - Z2 and AP3 - AP4 part support system

Delem-66T



- 2D Graphics touch screen and programming mode
- 3D visualization in simulation and production
- 17" High resolution colors
- Suitable for full Windows applications, Compatible with Delem Modusys
- USB and peripheral interface User-specific application support Multi-tasking capabilities
- Sensory bending and correction interface

DA-69T

- 3D and 2D graphical touch screen programming
- 3D visualization in simulation and production
- 17" high resolution colors
- Suitable for full Windows applications
- Compatible with Delem Modusys applications USB and peripheral interface
- Sensory bending and correction interface Multi-tasking capabilities
- Higher memory capacity

DURMA Angle Measurement System



Automatic AP3 - AP4 Sheet Follower



Robotic System of Applications



Advantages Compared to the Classical Press

PRESS GROUP

- Motor - Reducer Coupled
- System Belt - Pulley Tackle System


Equipment Advantages

- Simpler Drive Group
- Fewer Components
- Easy and Fast Assembly
- Easy and Quick Maintenance
- Hydraulic Oil-Free Drive System
- Body Structure with No Crowning Requirement



Standard Hydraulic Press

Servo Hydraulic Press



AD-EB Series Technical Details

Machine Types	Bending Force	Bending Length	Distance Between Columns	Stroke	Daylight(D)	Working Height (F)	Approaching Speed	Bending Speed	Return Speed	Back Gauge X Axis Length	Back Gauge R Axis Length	Length	Width	Height	Weight
Unit	Ton	mm	mm	mm	mm	mm	mm/s	mm/s	mm/s	mm	mm	mm	mm	mm	kg
AD-EB 2580	80	2550	2840	320	500	1065	105	10-20*	105	650	250	3700	2200	2550	6400
AD-EB 30100	100	3050	3340	320	500	1065	90	10-20*	90	650	250	4200	2200	2550	7200
AD-EB 30135	135	3050	3340	320	500	1065	100	10-20*	100	650	250	4200	2200	2550	7300

*According to CE Norm, the bending speed should be a maximum of 10 mm/s, except for robot-aided use.

Standard & Optional Equipment

Standard Equipment

Control Unit - DA-66T
Y1, Y2, X, R (4 -Axis) X=650mm Back Gauge (AI - Double Guide)
BLVT
DBEND 3D bending edit and simulation
Servo motor back gauge & linear guided & ballscrew system (X-R)
European type tool holding system
Sliding front arms (With T-Slot and stopper) With full-length linear slide
World quality electric equipment

Optional Equipment

Control Unit - DELEM - 69T 3D touch screen
Control Unit - SKY 22
Z1, Z2 Axis
X = 650mm X, R, Z1, Z2, Delta X +/- 125 mm CNC
Controlled (AL) X axis = 1000 mm - Back protection with light barriers
Motorized angle measurement system (DAM) with elevation adjustment
Quick Clamping System
Hydraulic and Pneumatic tool holding system
Additional back gauge finger
Sliding front sheet metal support system
Special packaging for overseas shipments

Fast on Service and Spare Parts

DURMA provides the best level of service and spare parts with qualified personnel and spare parts in stock. Our experienced and professional service personnel are always ready at your service. Our professional training and application enriched courses will give you an advantage to use our machinery.



Consultancy




Spare Parts



R&D Center



After Sales Service



Service Agreements



Software



Training



Flexible Solution

DURMA



PANEL BENDER



PUNCH



PLASMA



L ANGLE PROCESSING CENTER



IRON WORKER



POWER OPERATED SHEAR

DURMA




PRESS BRAKE



VARIABLE RAKE SHEAR



TUBE LASER CUTTING



FIBER LASER



ROLL BENDING

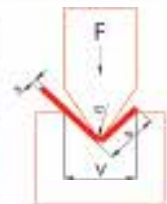


PROFILE BENDING



CORNER NOTCHER

V	b	r _i	s(mm)																						
			0,5	0,6	1	1,2	1,5	1,8	2	2,5	3	3,5	4	4,5	5	6	7	8	9	10	12	15	18	20	
6	5	1	2,5	6,5	10																				
8	6	1,3	2	5	8	11																			
10	7	1,7	1,5	4	6	9	13																		
12	8	2		3	5	7	11	16																	
15	12	2,7			4	6	9	13	18																
20	15	3,3				4	7	10	12	19															
25	18	4,2					4	7,5	9	14	21														
30	22	5						6,5	8	12	19	26													
32	23	5,4							7,5	11,6	17	23	30												
37	25	5,8								10	14,5	20	26	33											
42	29	6,7									13	17	23	29	35,5										
45	32	7,5										18	21	27	33	48									
50	36	8,3											19	24	30	43	58								
60	43	10												23	28	35	48	64							
70	50	11,5													21	31	42	55	69						
80	57	13,5														27	37	48	60	75					
90	64	15															32	42	54	66	85				
100	71	17																38	48	60	75	104			
130	93	22																	37	46	58	73	100	140	
180	130	30																		33	46	57	75	107	153
200	145	33																			43	67	85	119	
250	180	42																				54	77	102	



$$F = \frac{1,42 \times L \times Rm \times s^2}{1000 \times V} (Ton)$$

F: Bending Force (Ton) L: Length (mm) R_i: Inside Radius (mm) R_m: Material Tensile Strength (daN/mm²) V: Channel Width (mm) B: Minimum Sheet Bending Side (mm) s: Thickness (mm)

AD-EB SERIES Press Brakes

Durmazlar Makina San. Tic. A.Ş. has right to change catalogue values and machine technical details without notice.